


Magic TV Halter




*Montageanleitung
zur
Planmontage*

Inhalt



1x



2x



2x



2x



4x
M8




2x
6,4mm



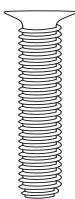
2x

M8x100



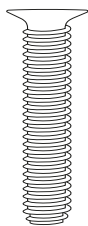
2x

M5x10



2x

M6x10



2x

M8x10



2x

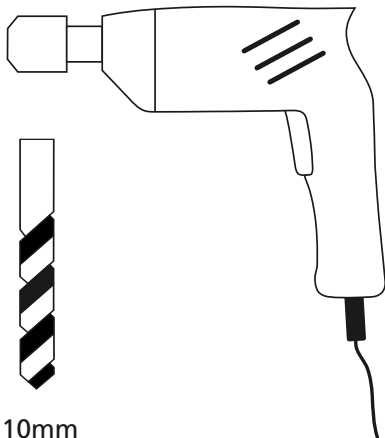
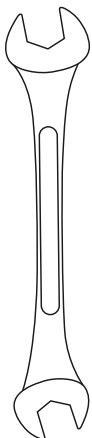
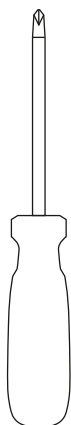
10mm



1x



1x



10mm

Warnhinweis

Bitte vergewissern Sie sich vor dem Bohren der Löcher, dass an der gewünschten Montagestelle keine Strom- oder Wasserleitungen in der Wand verlaufen.

Stellen Sie sicher, dass die Wand eine entsprechende Tragkraft für Ihr TV-Gerät hat.

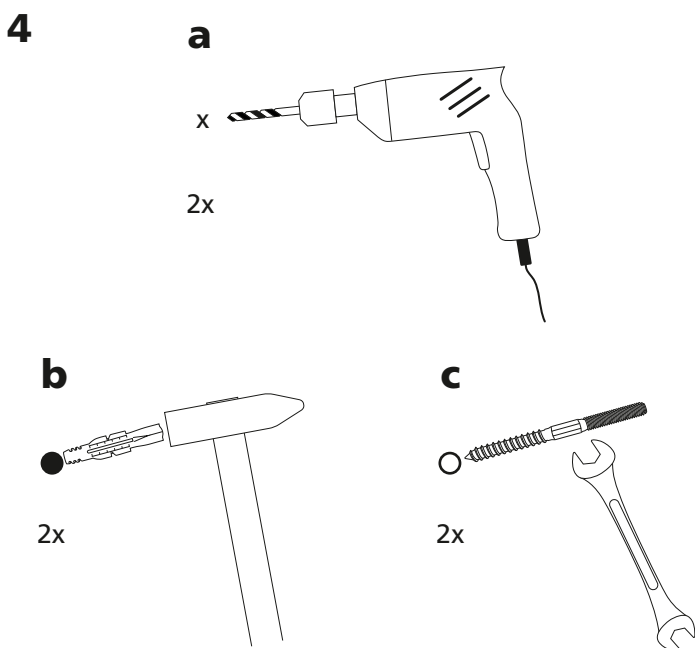
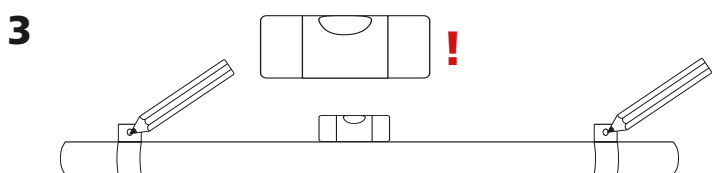

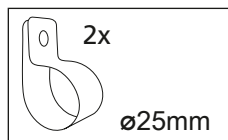
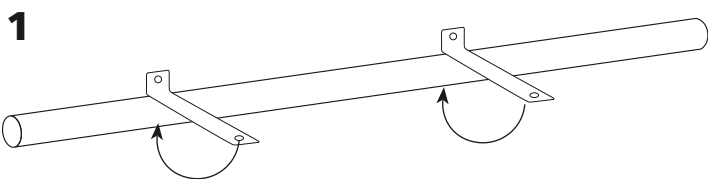
Sollten Sie dennoch Fragen zur Montage oder der Tragkraft haben, schreiben Sie eine E-Mail an:
support@magic-tv-holder.de

Warning

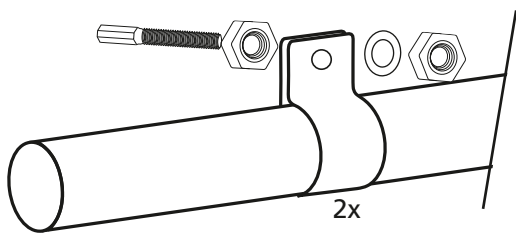
Please make sure that no electricity oder water pipes run along the desired location before drilling the holes.

Ensure that the wall has adequate Load capacity for your TV
If you still have questions concerning the installation or the load capacity, write an e-mail:
support@magic-tv-holder.de

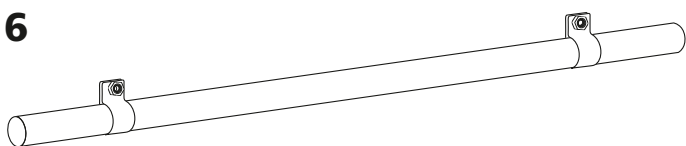
Planmontage



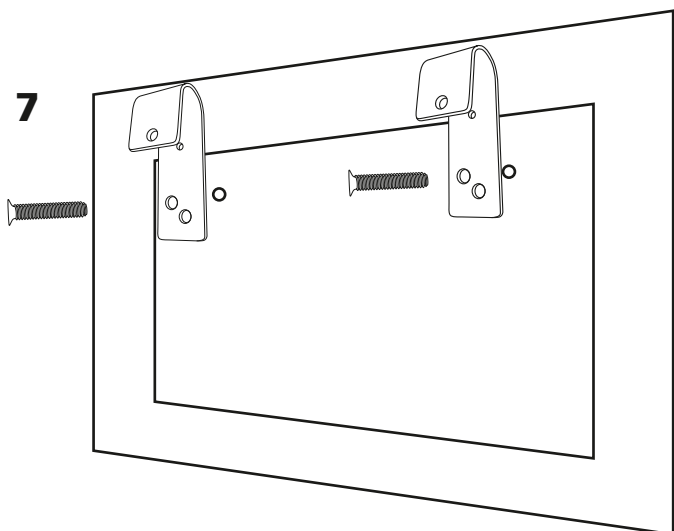
5



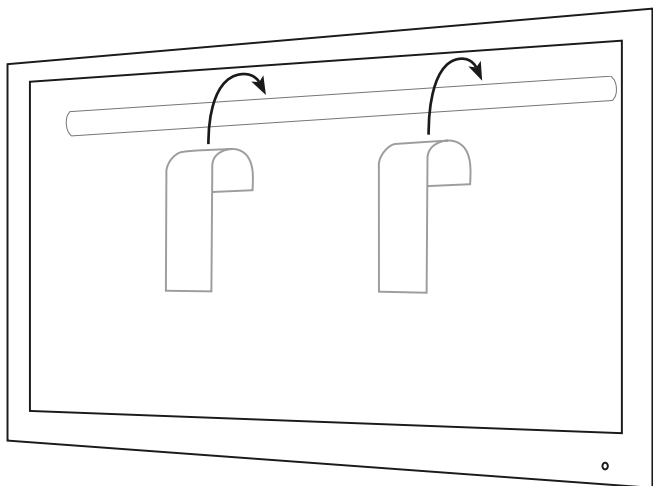
6



7



8



9 - optional

